

OAKS PREVIEW

Science 8 January - February 2018

Mrs. Plyter www.plyter.com/science
plyterj@miltfree.k12.or.us

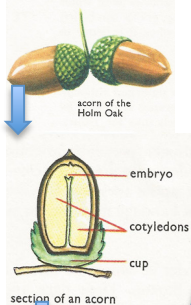
The Life
Cycle of
an OAK
TREE

Mighty Oaks from Little Acorns Grow!

Acorns are the OAK fruit. The seed with the embryo is inside.

Female ↑ & ↑ Male Flowers

Oak Flowers:
Pollination (movement of male pollen from male flowers to female flowers), by wind and insects, results in fertilized eggs (zygotes) that turn into embryos inside seeds that are inside acorns.



OAKS Practice
OAKS Portal
Use Strike Through

OAKS PORTAL does not score.

Use and Mark your KEY as you go.
The Key is in alphabetical order

Ask for help!

O = Correct X = Wrong

Tally:

Correct Wrong Total

Phy ____
Life ____
Earth ____
I&E ____

31

OAKS Practice

On QuizLab

Oaks Practice 2017:

Grade 6 ____ 7 ____
8 ____ IE ____

QuizLab: Ask for a printout of your scores for gr 6, 7 & 8

Analyze Your Information

On the 4 practice tests:
Calculate and Record your data.

Tally:

Correct Wrong Total

Phy ____
Life ____
Earth ____
I&E ____

Name _____

Period _____

Thur

1

NEW OAKS

Practice

OAKS Portal


Mark your Answers on the printed handout of the questions as you go.
OAKS PORTAL does not score.

Score together or ASK!



Graph your Results:

Chart and Graph your Data in Google Classroom



2

Your Areas to Review

Use your graph to decide in which two areas you need the most practice.

1 ____
2 ____



Practice!
Keep Track!

Vocabulary?
Ask!

POINT

Copy Objective

OAKS Portal
Practice Key

OAKS Quiz
Practice

NEW OAKS
Practice

OAKS Graph

Quiz Points
Initial in Color

Mon ____

Tue ____

Wed ____

Thur ____

Fri ____

Total ____

Central Science Home: www.plyter.com/science

Practice Tests →

→ QuizLab (plyter18 Student #)

→ OAKS Practice

BrainCrush

IXL Science

IXL Multiplayer Zone Science

NAEP

Washington State Practice

Dare to Compare


Jefferson Labs Practice Tests

Google Page → **Google Classroom** → code = be5upi





Write the Objective(s):



- 1) Demonstrate & improve your understanding of science by taking & analyzing practice tests.
- 2) Record, analyze & display your results in charts & graphs showing your understanding according to these areas of Science: Physical, Life, Earth & Inquiry/Engineering.