



LIFE: LIVING?

SCIENCE 8
OCTOBER - 2019
MRS. PLYTER PLYTER.COM/SCIENCE

Name _____

Period _____

22

Mrs. Gren” is an **ACRONYM**, or letters to help you remember stuff.

Remember **MRS. GREN** is **ONE** way to remember the characteristics of living things. Fill the terms in below

___ Sensitivity... ___ Growth...
___ Reproduction...
___ Excretion...
___ Nutrition... ___ Respiration...
___ Movement...

M _____
R _____
S _____
G _____
R _____
E _____
N _____

LET
MANY BILLION
HYDROGEN
OXIDE
MOLECULES,
SOLIDIFIED AS
HEXAGONAL
SYMMETRICAL
CRYSTALS
FALL.....

OR..
JUST
LET

Make 2 Flakes!!

___1 Molecular
___1 to Decorate the Door

23

Life Chart

Points go On back of Calendar

Life Science

Page:

Get Points on the Back
___ Biology Song

Discovery:

Get Points on the Back
___ Basic Needs
___ The 5 Basic Life Functions

Online: If Time

Discovery:

Intro to Cells ___
What are Cells?___

24

Venn Diagrams

Living (Alive)

Non Living (Never Lived)

Non Living (From Living (organic))

A. Venn Diagram-

Google Classroom

B. Venn Diagram- Paper

1.Add Titles + These Items:

___1) rock, ___2) pumpkin, ___3) pumpkin plant, ___4) dead skin cells, ___5) bacteria, ___6) leather, ___7) cactus plant, ___8)apple, ___9) apple tree, ___10) oak table, ___11) French fries, ___12) steak, ___13) rose flower, ___14) rose plant, ___15) bicycle, ___16) Chromebook, ___17) sea sponge, ___18) water, ___19) electricity, ___20) gold,

2.Add a small Outline / "Stick" Drawing to each___

25

Organization:

Ask for a

"Life" Divider.

___ Science Binder
___ Dividers with appropriate papers.
___ Pencil
___ Colored Pencils
___ 5+ Pennies
___ Ruler/Straight Edge
25___

Online:-If Time

Microscope

Page→Microscope Parts Quiz ___

Life→Cells→

Mr. W's Cell Song___
A Virus Invades___

Points:

Objective + Grade

Let it Snow!
Decorate! + Molecular!

Life Chart

Venn Diagrams

Organization

If Time:

Quizzes

Mon _____

Tue _____

Wed _____

Thu _____

Fri _____

Total _____

Central Science Home Page plyter.com/science

Physical Science Page→ Snowflake Self Organization

Life Science Page→ Biology Song Mr. W's Food Chain Song

Cells Page→ Cells Song Intro to Cells Vides A Virus Invades a Cell


Microscope Page→ Microscope Parts Quiz

DAILY QUIZ: Practice Tests→ QuizLab: plyter20 + Your ID#

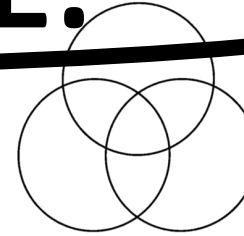
Google Classroom Google Page→Google Classroom→ Class Code: yzbzxn

Discovery Username = 23yearlastf Password = Student #





OBJECTIVE:



Copy the Objective(s)


Your Grade for Last Week:

	Yours	Required
Objective + Tape	___	10
Grade	___	5
Law of Conservation	___	20
Change Lab	___	30
Online	___	10
Daily Quizzes	___	35
Extra	___	___
Total	___	110
Yours / Required X 100 = % ___ / <u>110</u> X 100 = ___		
% Grade in Gradebook ___		
Last week my grade went ↑? or ↓? ___		
Need more points? <i>Ask! ? on your calendar? Ask!</i> <i>Hand in Late! Do any "If Time".</i>		

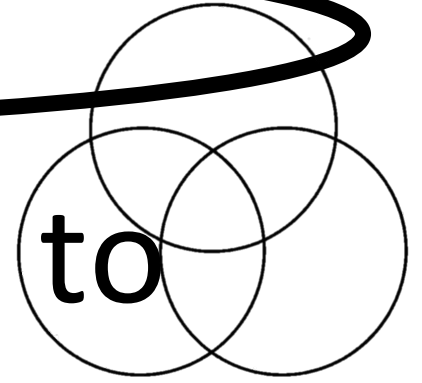
Life Chart: Use References. Then make your OWN Best Life List

- ___ 1) Fill in most (not all) of this chart as you learn about the characteristics of living things. Organize by References and Characteristic.
- ___ 2) Be sure similar characteristics in the same row. Then create and write your **Best Life List**. **Extra Points for your own ACRONYM.**

	Science Calendar: <i>Mrs. Gren</i> ___	Science → Life → <i>Biology Song</i> ___	Discovery: Basic Needs ___	Discovery: The 5 Basic Life Functions ___	Your Best Life List: ___
1	M				
2	R				
3	S.				
4	G				
5	R				
6	E				
7	N				
8					
9					



OBJECTIVE:



- 1) Use a Venn Diagram to distinguish between living and non-living things.
- 2) Use a chart to organize & compare the characteristics of living things.